



Portable & Compact

2.1 kg

A qPCR cycler the size of a speaker!

Q is the most portable and compact cycler on the market occupying ¼ the size of current qPCR platforms. The small footprint is enabled by the unique rotary and magnetic induction technology.



Don't be fooled by its small size. Big things are happening inside.

- Fixed optics & no moving parts
- Never needs optical alignment or calibration
- No reference dyes or cross talk compensation required
- Utilizes proprietary 0.1 ml 4-strip tubes & caps supporting volumes of 5 – 30 µl
- High speed centrifugation ensures sample spin down
- Prevents evaporation & condensation with pre-loaded oil in tubes



Scalable & Wireless

up to 10 cyclers

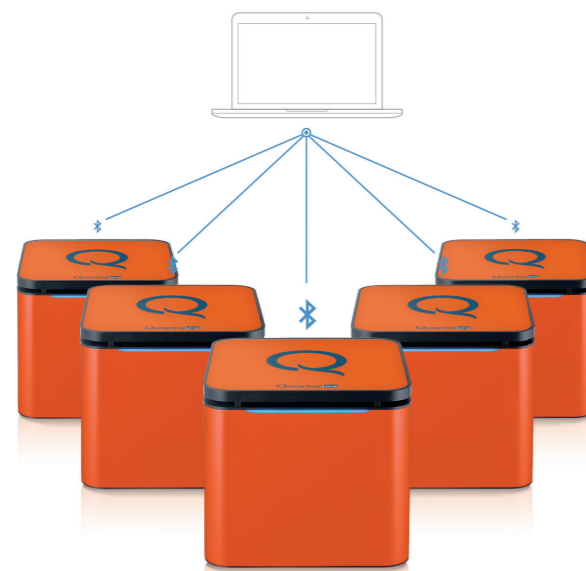
Flexibility from 48 to 480 samples

Each Q cycler can process up to 48 samples per run and up to 10 cyclers can be connected to a single computer wirelessly to provide the desired scalability.

Q's advanced data analysis software makes combining a single data set from multiple runs from multiple cyclers seamlessly simple.

High reproducibility from thermal and optical performance ensures data from different runs and cyclers look like it was generated on the same instrument and the same run.

Lastly, anyone can setup and run the Q as it is plug-and-play right of the box.



Specifications

Physical

	Front	Back
Height	130 mm	130 mm (265 mm lid open)
Width	150 mm	150 mm
Length	150 mm	150 mm
Weight	2.1 kg	2.1 kg

Thermal Performance

Temperature Accuracy	±0.25°C
Temperature Uniformity	±0.05°C
Ramp Rates	Heating 4°C/s / Cooling 3°C/s
Temperature Input Range	40 – 99°C

Optical

Detectors	Photodiode per channel	
Excitation Sources	High power LED for each channel	
Channels	Green	Ex 465 nm Em 510 nm
	Yellow	Ex 540 nm Em 570 nm
	Orange	Ex 585 nm Em 618 nm
	Red	Ex 635 nm Em 675 nm
Acquisition Time	1 second	

Reaction Tubes

Samples per Instrument	48
Reaction Volume Range	5 – 30 µl

Operating Environment

Temperature	18 – 35°C
Relative Humidity	20 – 80%



A faster, smaller, better way to qPCR



Ultra-Fast Data Acquisition 35 cycles in 25 minutes



Unrivaled Performance Detect two-fold differences in expression levels reproducibly between samples, runs and instruments



Portable & Compact At 2.1 kg & speaker-sized, transport without ever calibrating



Scalable & Wireless Wirelessly connect & operate up to 10 instruments from one PC (48 samples/instrument)



Magnetic Induction Technology Temperature accuracy of ± 0.25°C combined with ± 0.05°C well-to-well uniformity eliminates variability vs block-based cyclers

Description

Q uses a patented magnetic induction technology to rapidly heat samples coupled with fan forced air for cooling to acquire data in only 25 minutes. Available in 2 or 4 channel models, the robust optical system acquires all channels simultaneously and allows for running the fastest multiplexed assays.

Q's miniature speaker-size and 2.1 kg weight make it the most portable and versatile qPCR cyclers on the market without ever needing to calibrate. Q also provides scalability as each instrument can process up to 48 samples per run and up to 10 Q's can be connected to a single computer wirelessly via bluetooth enabling up to 480 samples to be processed simultaneously.

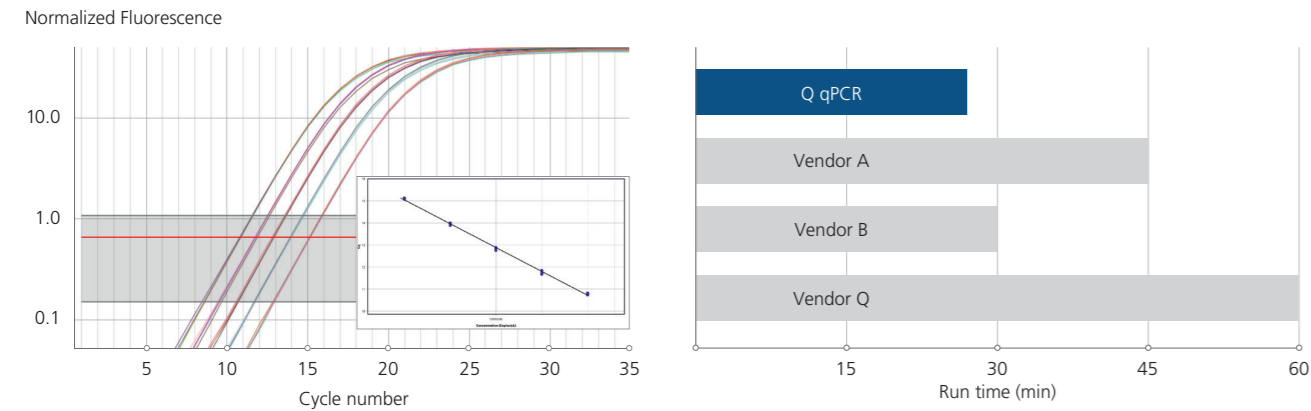
A key difference is that Q incorporates a unique spinning aluminum rotor providing superior temperature uniformity of $\pm 0.05^\circ\text{C}$ versus traditional block-based real time cyclers which rely on multiple peltier heating blocks that can create edge effects resulting in sample variation. Not only does the data give you superior reproducibility, repeatability but enables detection of 2-fold gene expression level differences as well as identification of difficult class IV SNPs requiring melt temperature resolutions of 0.1°C .

Who wouldn't want to take one for a spin?

Ultra-Fast Data Acquisition

Generate high quality data, fast!

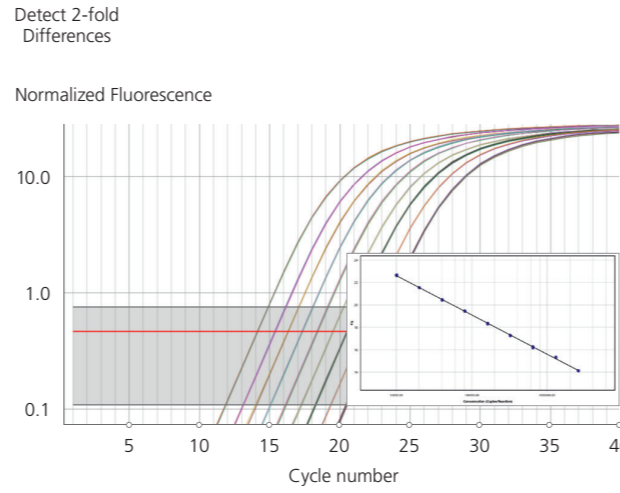
Q's speed is the fastest in the industry. Coupling speed with superior temperature uniformity means you don't sacrifice on the performance quality of your qPCR. Completing runs in as little as 25 minutes* is the new standard.



1.1
5 point, 2x dilution series of Hepatitis B virus (HBV) cDNA template
Starting amount of $3\text{E}+06$ copies (n = 4 each)
Efficiency = 90% (standard curve method); $R^2 = 0.99$
Time to complete run (including melt) = 26 min

*25 minute cycle times obtained with fast cycling master mixes and short amplicon assay designs targeting cDNA

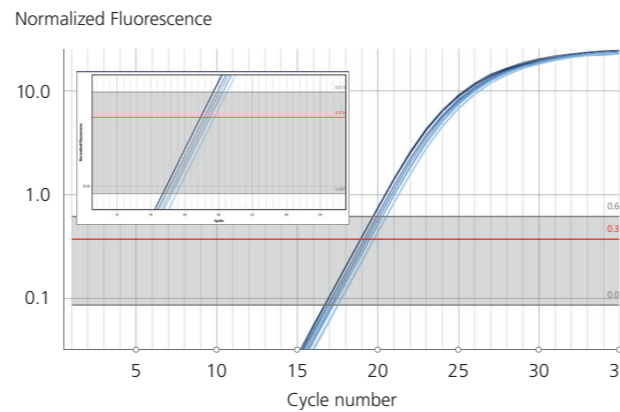
Unrivaled Performance



Confidently detect small differences.

Attributed to the high thermal uniformity and reproducibility, Q is able to reliably detect 2-fold differences in gene expression levels whether using standard curves for absolute quantification or relative quantification through REST.

1.2
Manganese superoxide dismutase gene (MnSOD)
Eight point, 2x dilution series of human genomic DNA (n = 4 each)
Efficiency = 98% (standard curve method)
 $R^2 = 1.00$

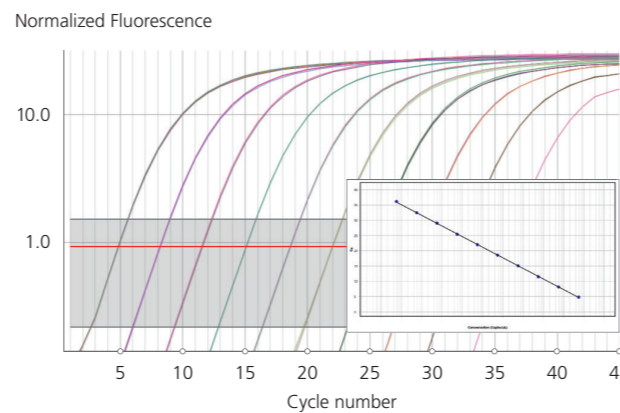


Q is also able to detect differences within a single cycle. As an example, the data shown (left) illustrates a 5 pg dilution series differentiated with 0.2 cycles between standards.

1.3
Five point dilution series of HBV plasmid cDNA template (n = 4 each)
5 picogram difference between standards
Efficiency = 98% (standard curve method)
 $R^2 = 0.99$

Wide Linear Dynamic Range

Q provides ultra-sensitive detection down to single digit copies of DNA. Whether using absolute quantification for viral load detection or a standard curve to determine PCR efficiency, Q performs reliably across a wide dynamic range.



1.4
10 point, 10x dilution series of Hepatitis B virus (HBV) cDNA template
Starting amount of $3\text{E}+09$ copies (n = 3 each) over 10 logs
Efficiency = 95% (standard curve method)
 $R^2 = 0.99$

ORDER INFO

Product Name	Quantabio Catalog Number	Size
Q 2-channel qPCR Instrument	95900-2C	1 instrument
Q 4-channel qPCR Instrument	95900-4C	1 instrument
Q Tubes & Caps (20 racks/box)	95910-20	1 box

Related Products

SYBR based qPCR		
PerfeCtra® SYBR Green FastMix®	95072-012	10 x 1.25 ml
PerfeCtra SYBR Green FastMix	95072-05K	1 x 50 ml

Probe based qPCR		
PerfeCtra qPCR FastMix II	95118-012	10 x 1.25 ml
PerfeCtra qPCR FastMix II	95118-05K	1 x 50 ml

Genotyping ToughMix®	95115-012	10 x 1.25 ml
Genotyping ToughMix	95115-05K	1 x 50 ml

PerfeCtra qPCR ToughMix	95112-012	10 x 1.25 ml
PerfeCtra qPCR ToughMix	95112-05K	1 x 50 ml

HRM		
AccuMelt HRM SuperMix	95103-012	10 x 1.25 ml
AccuMelt HRM SuperMix	95103-05K	2 x 25 ml

PerfeCtra NGS Quant Kits		
For Illumina	95145-500	500 x 20 μl rxns

Quantitative RT-qPCR		
qScript® One-Step SYBR Green RT-qPCR Kit	95087-050	1 x 1.25 ml
qScript One-Step SYBR Green RT-qPCR Kit	95087-200	4 x 1.25 ml
qScript XLT One-Step RT qPCR ToughMix	95132-100	1 x 1 ml
qScript XLT One-Step RT qPCR ToughMix	95132-500	5 x 1 ml
qScript One-Step RT-qPCR Kit	95057-050	1 x 1.25 ml
qScript One-Step RT-qPCR Kit	95057-200	4 x 1.25 ml
UltraPlex One-Step ToughMix	95166-100	1 x 500 μl
UltraPlex One-Step ToughMix	95166-500	5 x 500 μl

Q Cyclers does not require the use of reference dyes.

Trademarks: qScript®, PerfeCtra®, FastMix®, ToughMix® are registered trademarks of QIAGEN Beverly Inc. SYBR® is a trademark of Life Technologies Corporation. Quantabio products are intended for molecular biology applications. The products are not intended for the diagnosis, prevention or treatment of a disease. MK-TF-0006 REV 01 Q qPCR EU 0918