

Address (to be filled in by VWR)			
Customer:		Contact person name: (buyer, orderer, lab supervisor, etc.)	
Consignee:		Phone:	
Road		Mobil:	
Zip/ Town		E-Mail:	
Plant:		Incoming goods Name:	
Building:		Phone:	
VWR Order No.		Mobil:	
VWR Purchase No.		E-Mail:	

Customer confirmation *, to be filled in by the customer		
Shipping address is according to customer's address:	Yes <input type="checkbox"/>	No <input type="checkbox"/>
If different, please add :		

Scheduled delivery date:		Scheduled time:	
--------------------------	--	-----------------	--

Drive in *, to be filled in by the customer							
Passage height	Yes	<input type="checkbox"/>	No	<input type="checkbox"/>	Meter	Meter	Meter
Bridge, max load	Yes	<input type="checkbox"/>	No	<input type="checkbox"/>	Tons	Tons	Tons
Drive in with trailer truck possible	Yes	<input type="checkbox"/>	No	<input type="checkbox"/>			
Parking possible for truck / crane	Yes	<input type="checkbox"/>	No	<input type="checkbox"/>			
Pedestrian zone	Yes	<input type="checkbox"/>	No	<input type="checkbox"/>			
Limitations	Yes	<input type="checkbox"/>	No	<input type="checkbox"/>	Which:		
Route description:							

Crane, necessary if delivery cannot take place via stairway or elevator. Decision after consultation with VWR . To be filled in by the carrier.

Necessary <input type="checkbox"/> Yes <input type="checkbox"/> No	Ordered at	Date
Barrier <input type="checkbox"/> Yes <input type="checkbox"/> No	Ordered at	Date
Size: Tons	Operation time Hours	Overhang: Meter

Fork lift, to be filled in by the carrier, after consultation with VWR

Necessary <input type="checkbox"/> Yes <input type="checkbox"/> No	Ordered at	Date
Barrier <input type="checkbox"/> Yes <input type="checkbox"/> No	Ordered at	Date
Size: Tons	Operation time Hours	

Local terms (outside) *, to be filled in by the customer


At ground level	Yes <input type="checkbox"/>	No <input type="checkbox"/>	Landing	Yes <input type="checkbox"/>	No <input type="checkbox"/>	Height (cm)	
Stair	Yes <input type="checkbox"/>	No <input type="checkbox"/>	No of steps		Stair type No.:	*	
Stair goes	Up <input type="checkbox"/>	Down <input type="checkbox"/>					
From truck to lift is a bridge necessary?				Yes <input type="checkbox"/>	No <input type="checkbox"/>		
Length of transportway	meter		Max load of ground ok?	<input type="checkbox"/> yes	<input type="checkbox"/> no		
Transportway to be covered ?	<input type="checkbox"/> yes	meter		<input type="checkbox"/> no			
Size door opening	Height:	meter	Min. Height of door opening		meter		
	Width:	meter	Min. Width of door opening:		meter		
Ramp	<input type="checkbox"/> yes	<input type="checkbox"/> no	Landing platform	<input type="checkbox"/> yes	<input type="checkbox"/> no		

Local terms (inside) *, to be filled in by the customer


Ground level	yes <input type="checkbox"/>	no <input type="checkbox"/>	Landing	Yes <input type="checkbox"/>	No <input type="checkbox"/>	Height (cm)	
Stairway	yes <input type="checkbox"/>	no <input type="checkbox"/>	No of steps		Stairway type No:		
Stair goes	Up <input type="checkbox"/>	Down <input type="checkbox"/>					
Length of transportway	meter		Max load of ground ok?	<input type="checkbox"/> yes	<input type="checkbox"/> no		
Transportway to be covered ?	<input type="checkbox"/> yes	meter		<input type="checkbox"/> no			
Size door opening	Height	meter	Min. Height of door opening		meter		
	Width:	meter	Min. Width of door opening:		meter		

Examples of stair types


1.) Straight Staircase
evtl with lintel




2.) Stair 90° / 180°
bended with a landing



3.) Spiral Staircase



4.) Staircase with
a curve



Specialities: * to be filled in by the customer

Necessary tools:

Drawing:

